



DISCOVER DAHLIA E-VENTO AND DAHLIA E

General information

DAHLIA E-VENTO

The Dahlia E-VENTO is an electric radiator with integrated blower unit that provides extra heat emission (950 watts). After the simple assembly and insertion of the plug, the radiator is ready for use and you can enjoy a pleasant heat within a few minutes.

Product:	Electrical classic bathroom radiator with integrated blower unit
Pre-installed:	Pre-filled with heating fluid. Equipped with thermostat, 950 Watt PTC blower and 1,2 m insulated cable with plug.
Also supplied:	Brackets, screws, plugs and manual.
Control:	Control via integrated thermostat with automatic self-learning weekly programming, open window detection, presence detection and boost function. RF receiver for optional remote control.
Packaging:	Every radiator is sturdily packaged in high-quality cardboard and wrapped in plastic. The radiator's characteristics are shown on the label: type – height – length.
Warranty:	10 years for the radiator and 2 years for the electrical components, as long as the installation instructions have been followed, Stelrad's warranty conditions have been met and the radiator is installed outside the splash area.
Paint process:	All radiators are degreased, phosphated, primed and powder-coated in Stelrad white 9016 as standard.
Colours:	Stelrad white 9016 + 35 different Stelrad colours and about 200 RAL-colours are possible
Conformity:	EcoDesign 2018 (EU Regulation 2015/1188)
Technical data:	Voltage 220-240V ~50Hz, IPX4, Class II
Heights:	775 1.181 1.411 1.763 mm
Number of tubes:	16 24 28 36
Lengths:	495 585 mm
Heat outputs:	1.350 1.550 1.650 1.850 1.950 watt
Tubes:	horizontal, O-section, diameter of 22 mm

Length		495	585
H775	W		1.350W
	Tubes		16
H1181	W	1.550W	1.650W
	Tubes	24	24
H1411	W	1.650W	1.850W
	Tubes	28	28
H1763	W	1.950W	1.950W
	Tubes	36	36



Art.
T5003

ECODESIGN
2018 COMPLIANT



Intelligent Thermostat

- Electronic PID control with microprocessor.
- Ergonomic: backlit display which is easy and intuitive to set.
- 6 Different factory presets: Auto / Comfort / Eco / Boost / Frost protection / Standby
- 7 Day program: possibility to assign 1 of 5 different profiles to each day.
- Energy consumption indicator on display.
- Open window detection: automatically switching to frost protection mode when the device detects a significant drop in temperature.
- Self-learning function: the device can get to know your needs and adjust its programs to you by means of presence detection.
- Boost: adjustable between 5 and 90 minutes in 5 minute intervals.
- A safety feature prevents the room temperature from getting too high (Boost mode).
- Child anti-tamper: the control panel can be locked.
- Active memory: permanent backup of the settings, date and time up to 16 hours.
- Sound signal when changing between standby and active mode.
- Radio frequency remote control (optional).

Mounting and installation

The Dahlia E-VENTO is a class II heater with an IPX4 protection rating and, as such, it can be installed in volume 2 or 3 of the bathroom (see figure) provided that it is shielded from water splashes and that the radiator is out of reach of persons in the bath or under the shower.

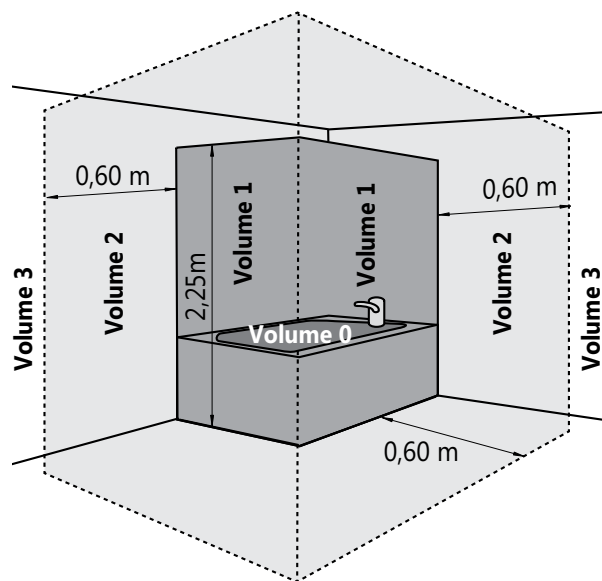
Furthermore, when installed in volume 2, the radiator must additionally be shielded by means of a fixed wall.

The radiator must be installed with the heating element vertical and the control box in the lower section. It is prohibited to install the device with the control box in the upper section or with the heating element horizontal.

The device is class II insulated and, therefore, it cannot be earthed.

The device should be powered by a single-phase current of 220-240V ~50Hz.

The plug should be connected to a wall socket placed in volume 3.

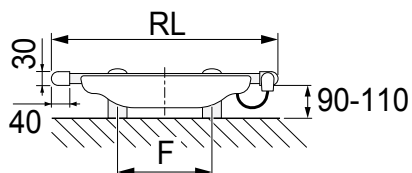


ATTENTION:

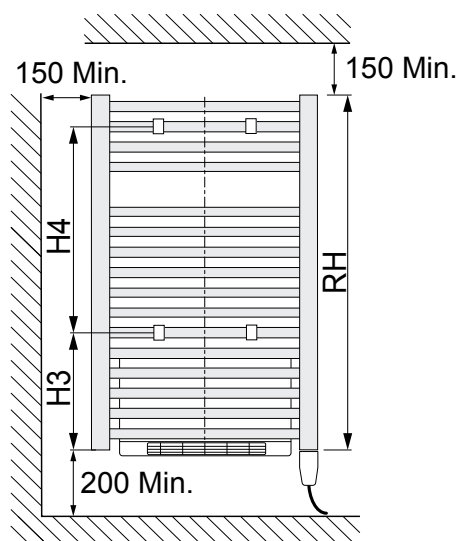
Malfunctioning control units need to be replaced by an identical model after consulting your wholesaler.

When replacing the control unit by a different model, both warranty and conformity with the safety regulations will be void.

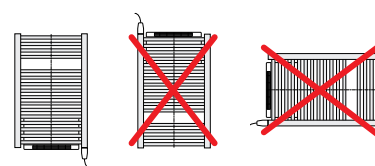
In France, the installation of electric radiators with plugs is prohibited.



RL	F
495	320
585	410



RH	H3	H4
775	255	450
1181	255	856
1411	255	1068
1763	255	1438



[click here](#)



The assembly instructions are available on [our website](#), technical data of Dahlia E-VENTO or via the QR-code:

General information

DAHLIA E

With the electrical version of the Dahlia radiator a new era is upon us. Nowadays alternative energy sources also get more interest next to the traditional hydraulic heating. The Dahlia E is Stelrad's answer to this evolution.

Product:	Electrical classic bathroom radiator
Pre-installed:	Prefilled with heating liquid and including mounted thermostat. Available as a version with 0,8 m insulated cable without plug and as a version with 1,2 m insulated cable with plug.
Also supplied:	Brackets, screws, plugs and manual
Control:	Operated via integrated thermostat with weekly programming, open window detection and boost function. IR receiver for the optional remote control.
Packaging:	Every radiator is sturdily packaged in high-quality cardboard and wrapped in plastic. The radiator's characteristics are shown on the label: type – height – length.
Warranty:	10 years for the radiator and 2 years for the electrical components, as long as the installation instructions have been followed, Stelrad's warranty conditions have been met and the radiator is installed outside the splash area.
Paint process:	All radiators are degreased, phosphated, primed and powder-coated in Stelrad white 9016 as standard.
Colours:	Stelrad white 9016 + 35 different Stelrad colours and about 200 RAL-colours are possible
Conformity:	EcoDesign 2018 (EU Regulation 2015/1188)
Technical data:	Voltage 230V ~50Hz, IP44, Class II.
Heights:	775 1.181 1.411 1.763 mm
Number of tubes:	16 24 28 36
Lengths:	400 450 495 585 mm
Heat outputs:	400 500 600 700 900 1.000 watt
Tubes:	horizontal, O-section, diameter of 22 mm

Length		400	450	495	585
H775	W				400W
	Tubes				16
	Art.N°				0184A0002 0184C0002
H1181	W	400W	500W	600W	700W
	Tubes	24	24	24	24
	Art.N°	0184A0016 0184C0016	0184A0017 0184C0017	0184A0004 0184C0004	0184A0005 0184C0005
H1411	W	500W	600W	700W	900W
	Tubes	28	28	28	28
	Art.N°	0184A0018 0184C0018	0184A0019 0184C0019	0184A0010 0184C0010	0184A0011 0184C0011
H1763	W			1.000W	1.000W
	Tubes			36	36
	Art.N°			0184A0007 0184C0007	0184A0008 0184C0008



Art.
T5001

optional
IR remote control



ECODESIGN
2018 COMPLIANT



Intelligent Thermostat

- Electronic PID control with microprocessor.
- A safety feature prevents the room temperature from getting too high (Boost mode).
- Sound signal when changing between standby and active mode.
- Ergonomic: backlit display which is easy and intuitive to set.
- Boost: adjustable between 5 and 90 minutes.
- Infrared remote control (optional): supplied with a wall mount.
- Energy consumption indicator: in kWh
- Open window detection: automatically switching to frost protection mode when the device detects a significant drop in temperature.
- 7 Day program: possibility to assign 5 different profiles to each day.
- 6 Different factory presets: Auto / Comfort / Eco / Boost / Frost protection / Standby
- Child anti-tamper: the control panel can be locked.
- Active memory: permanent backup of the settings, date and time up to 3 hours.

Mounting and installation

The Dahlia E is a class II heater with an IP44 protection rating and, as such, it can be installed in volume 2 or 3 of the bathroom (see figure) provided that it is shielded from water splashes and that the radiator is out reach of persons in the bath or under the shower.

Furthermore, when installed in volume 2, the radiator must additionally be shielded by means of a fixed wall.

The radiator must be installed with the heating element vertical and the control box in the lower section. It is prohibited to install the device with the control box in the upper section or with the heating element horizontal.

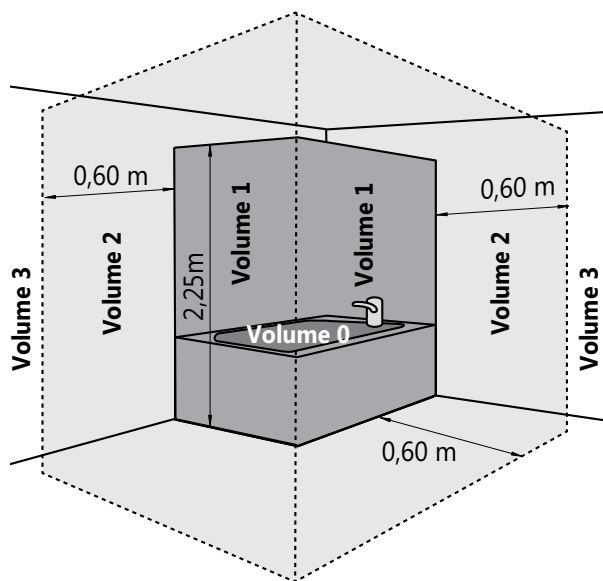
The device is class II insulated and, therefore, it cannot be earthed.

The device should be powered by a single-phase current of 230V ~50Hz.

Please connect the 3 main wires as follows:

- brown wire = phase
- blue wire = neutral
- black wire = control wire.

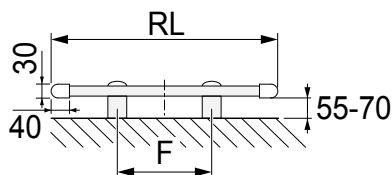
The plug should be connected to a wall socket placed in volume 3.



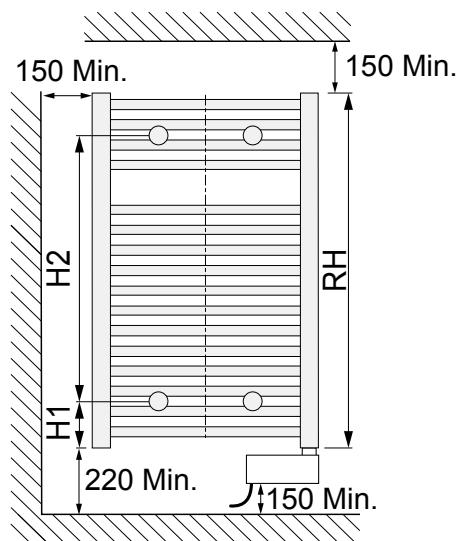
ATTENTION:

The control wire must be insulated if not in use. Malfunctioning control units need to be replaced by an identical model after consulting your wholesaler. When replacing the control unit by a different model, both warranty and conformity with the safety regulations will be void.

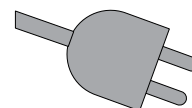
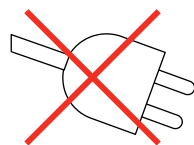
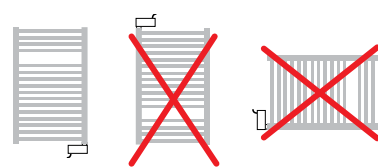
In France, the installation of electric radiators with plugs is prohibited.



RL	F
400	225
450	275
495	320
585	410



RH	H1	H2
775	102	582
1181	102	988
1411	102	1218
1763	102	1570



[click here](#)



[click here](#)



The assembly instructions are available on [our website \(without plug\)](#) ([with plug](#)), under technical data of Dahlia E or via the QR-code:



Austria • Belarus • Belgium • Cyprus • Czech Republic • Estonia • France • Germany • Greece • Iceland • Ireland • Lithuania
Luxemburg • Norway • Poland • Portugal • Slovenia • Spain • Sweden • The Netherlands • Tunisia • Ukraine • United Kingdom

THE NETHERLANDS

Caradon Stelrad B.V. | Kathagen 30 | 6361 HG Nuth

WWW.STELRAD.EU

